


## Product Data

# Timber Single Swing Frame (2.4m)

play in  
motion



## Play Elements



## Key Features

- Timber Construction
- Comes with steel bar and D-Shackles for hanging seats.

## Product Details

**Length:** 2610mm  
**Width:** 1730mm  
**Height:** 2538mm  
**FFH:** 1400mm

## Surfacing Details


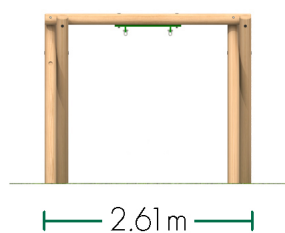
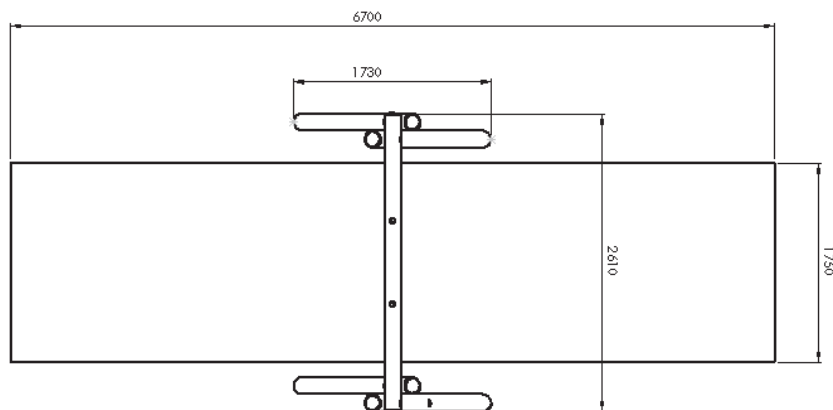
**Area:** 11.73m<sup>2</sup>  
**Length:** 6700mm  
**Width:** 1750mm

## Installation Information

**Largest Part:** 3.295m x 0.15m  
(Timber Post)

**Longest Part:** 3.295m  
(Timber Post)

**Concrete Required:** 0.52m<sup>3</sup>



Statement of Compliance: AE Evans Ltd. manufacturers of children's playground equipment follow the codes and practices outlined in the British and European Standards. By doing this, all equipment for play areas manufactured by AE Evans meets the requirements of BSEN 1176 (general safety and test methods). Spares can be supplied via equipment distributor.

