

Product Data

Timber Double Swing Frame (2.0m)

play in
motion



Play Elements



Key Features

- Timber Construction
- Comes with Steel bar and D-shackles for hanging seats.

Product Details

Length: 3600mm
Width: 1415mm
Height: 2138mm
FFH: 1200mm

Surfaing Details

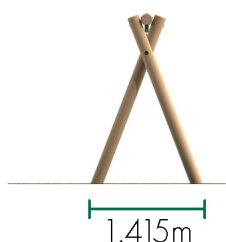
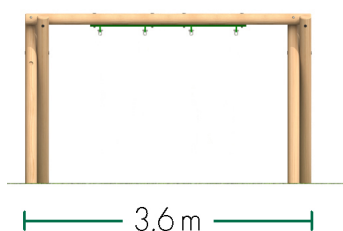
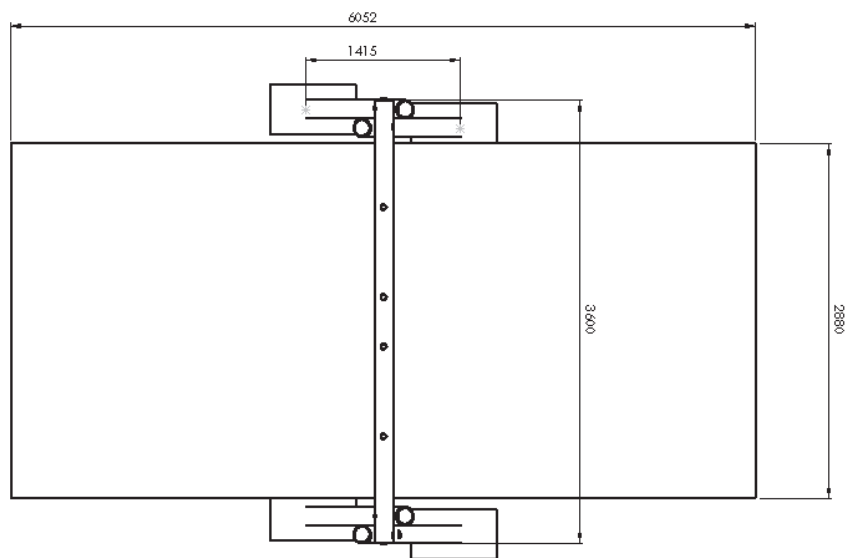
Area: 17.43m²
Length: 6052mm
Width: 2880mm

Installation Information

Largest Part: 3.6m x 0.15m
(Timber Post)

Longest Part: 3.6m
(Timber Post)

Concrete Required: 0.52m³



Statement of Compliance: AE Evans Ltd. manufacturers of children's playground equipment follow the codes and practices outlined in the British and European Standards. By doing this, all equipment for play areas manufactured by AE Evans meets the requirements of BSEN 1176 (general safety and test methods). Spares can be supplied via equipment distributor.

