



*"ready-made for the trade"*





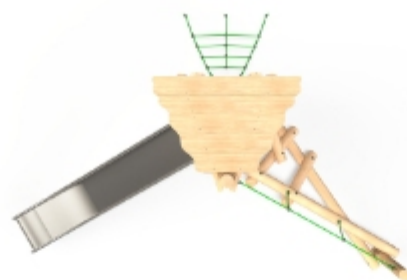
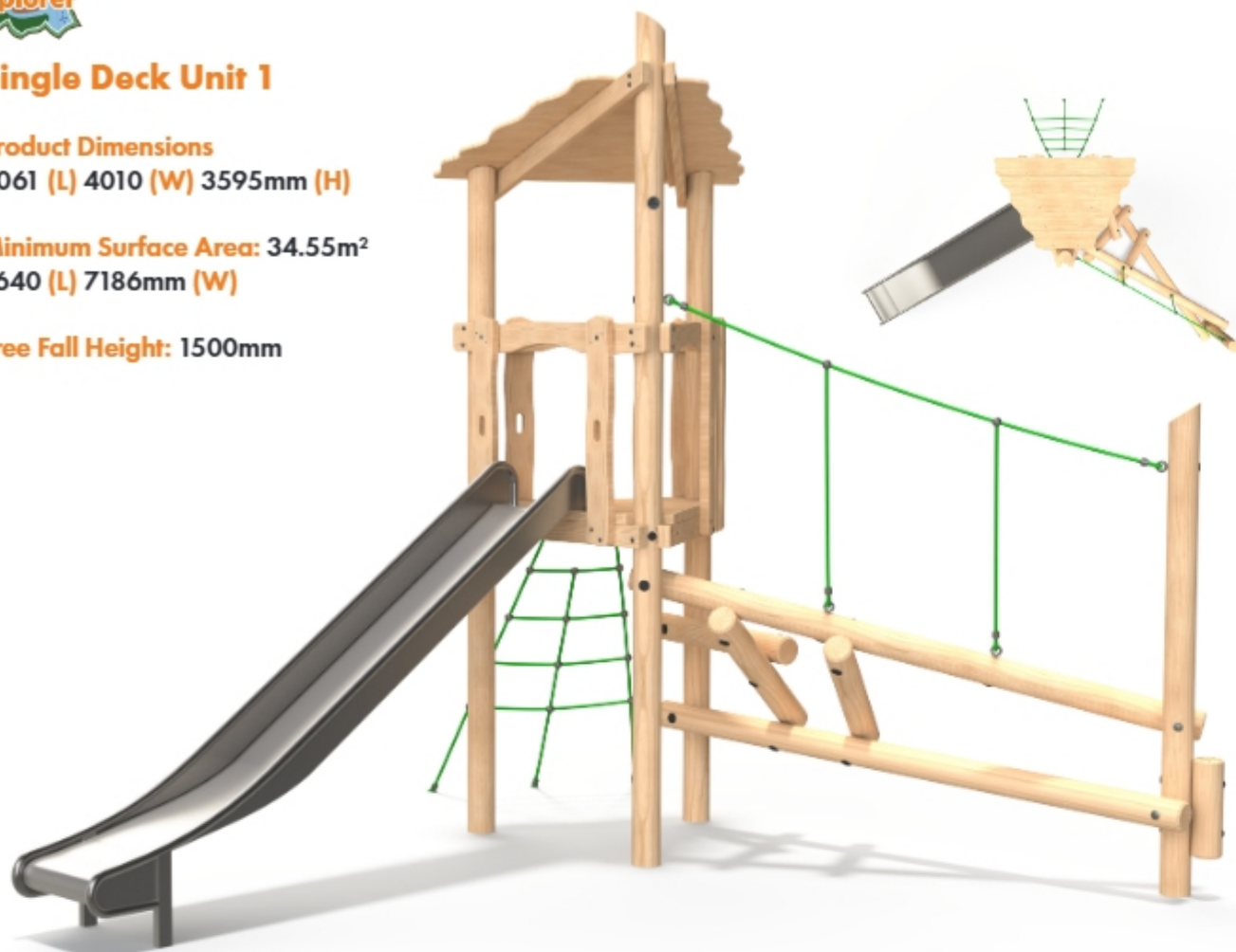
## Single Deck Unit 1

### Product Dimensions

4061 (L) 4010 (W) 3595mm (H)

Minimum Surface Area: 34.55m<sup>2</sup>  
7640 (L) 7186mm (W)

Free Fall Height: 1500mm



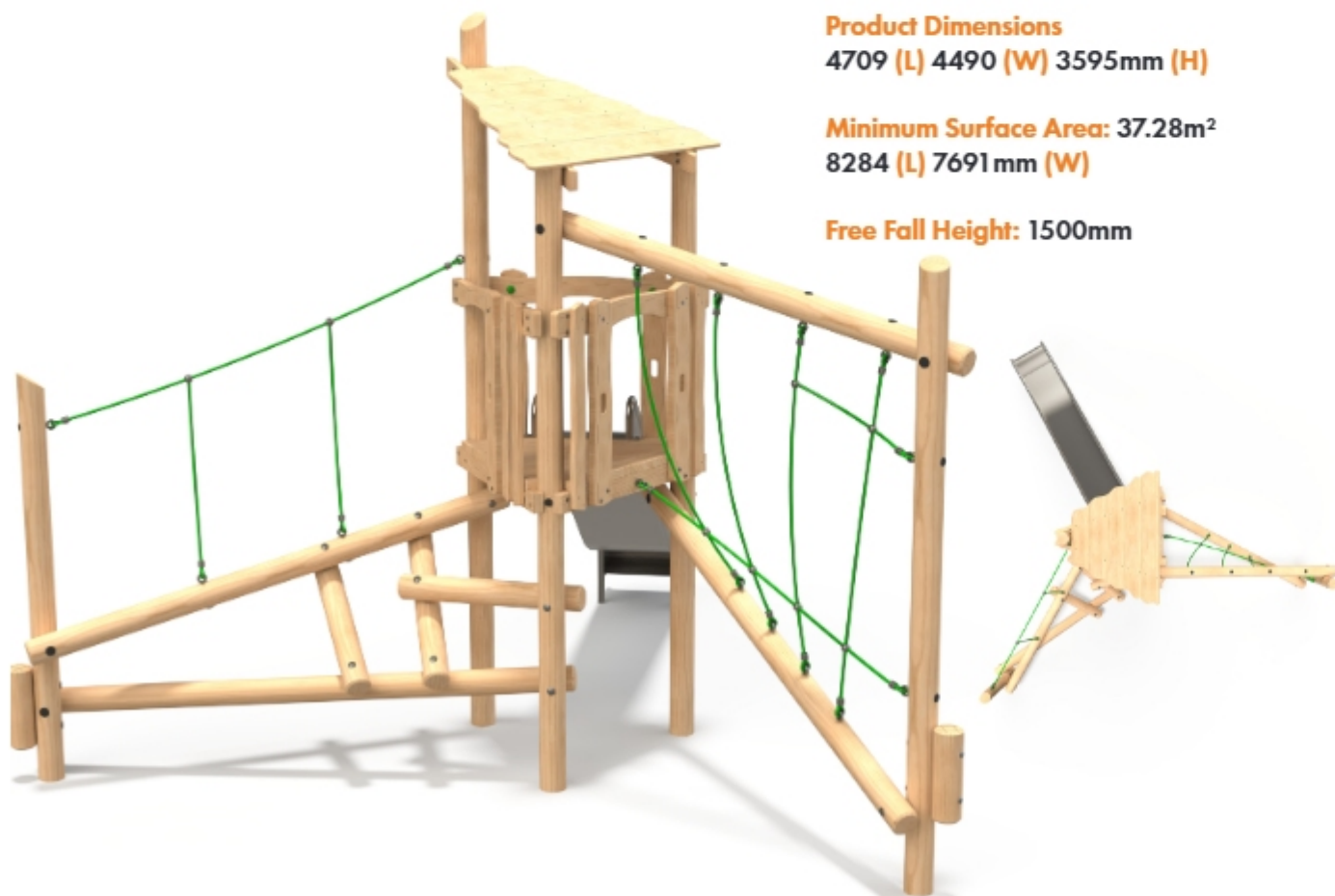
## Single Deck Unit 2

### Product Dimensions

4709 (L) 4490 (W) 3595mm (H)

Minimum Surface Area: 37.28m<sup>2</sup>  
8284 (L) 7691mm (W)

Free Fall Height: 1500mm




## Single Deck Unit 3

### Product Dimensions

3341 (L) 2148 (W) 2198mm (H)

Minimum Surface Area: 25.8m<sup>2</sup>  
6951 (L) 5349mm (W)

Free Fall Height: 900mm



## Single Deck Unit 4

### Product Dimensions

3347 (L) 3136 (W) 2995mm (H)

Minimum Surface Area: 29.44m<sup>2</sup>  
6827 (L) 6402mm (W)

Free Fall Height: 900mm



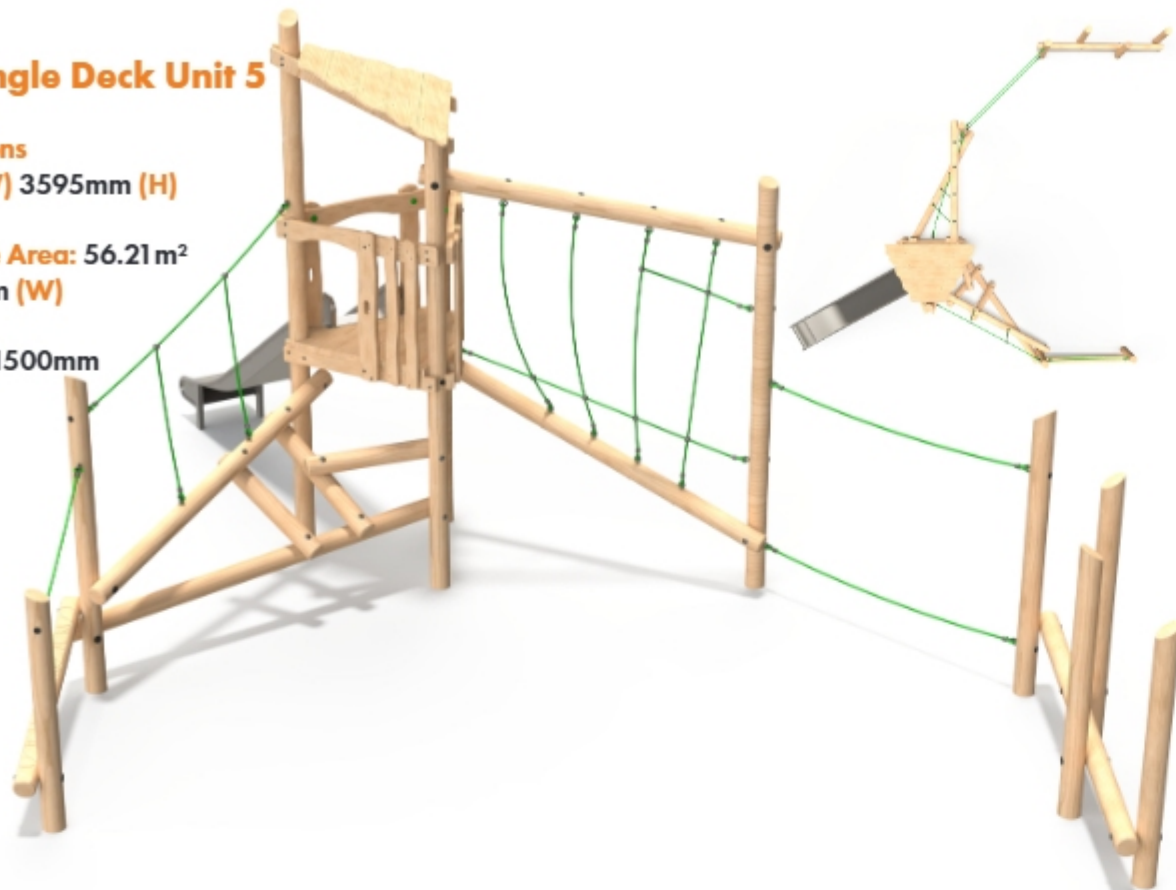


## Extended Single Deck Unit 5

**Product Dimensions**  
8520 (L) 5884 (W) 3595mm (H)

**Minimum Surface Area:** 56.21m<sup>2</sup>  
12109 (L) 9163mm (W)

**Free Fall Height:** 1500mm

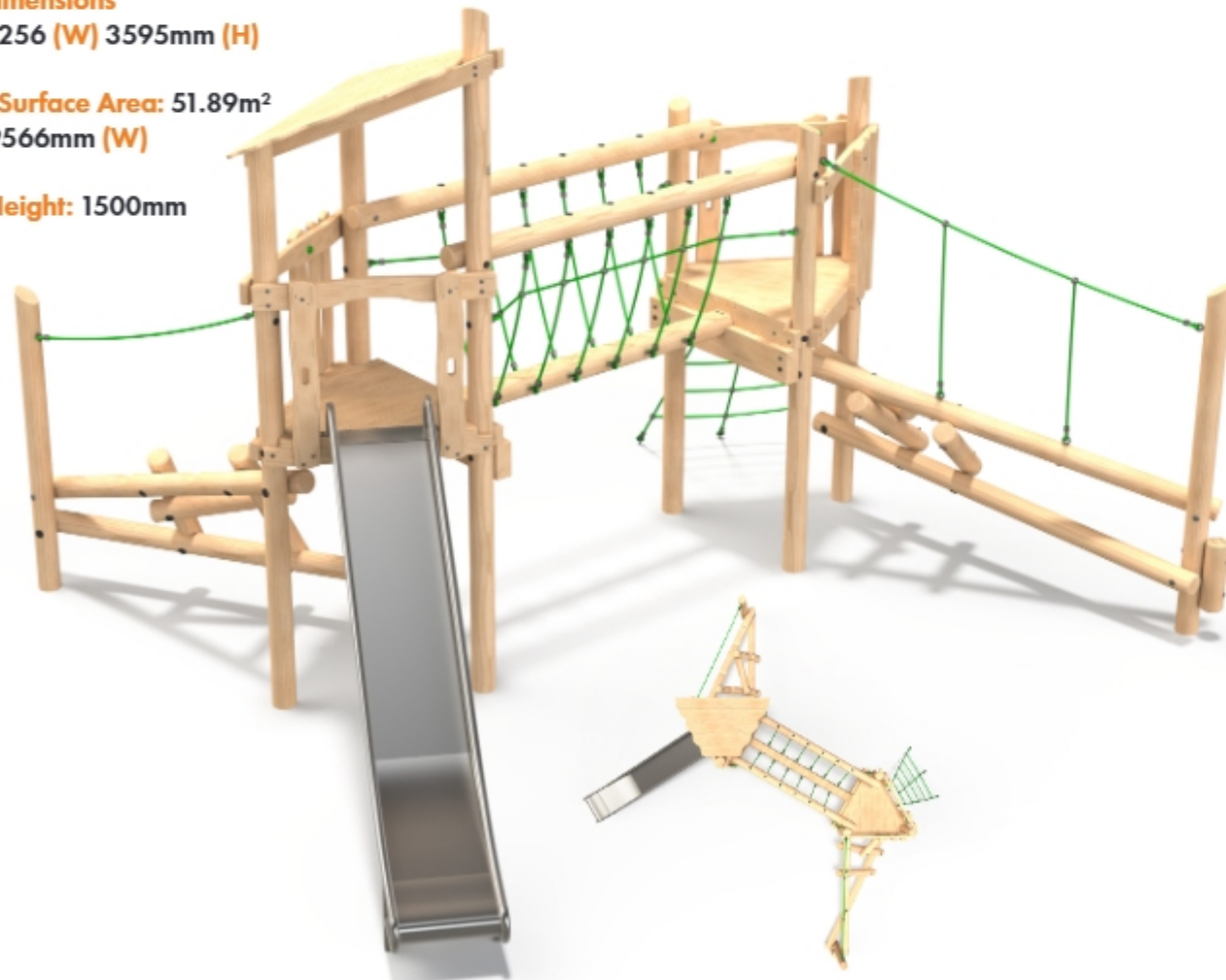


## Double Deck Unit 1

**Product Dimensions**  
5674 (L) 6256 (W) 3595mm (H)

**Minimum Surface Area:** 51.89m<sup>2</sup>  
9395 (L) 9566mm (W)

**Free Fall Height:** 1500mm

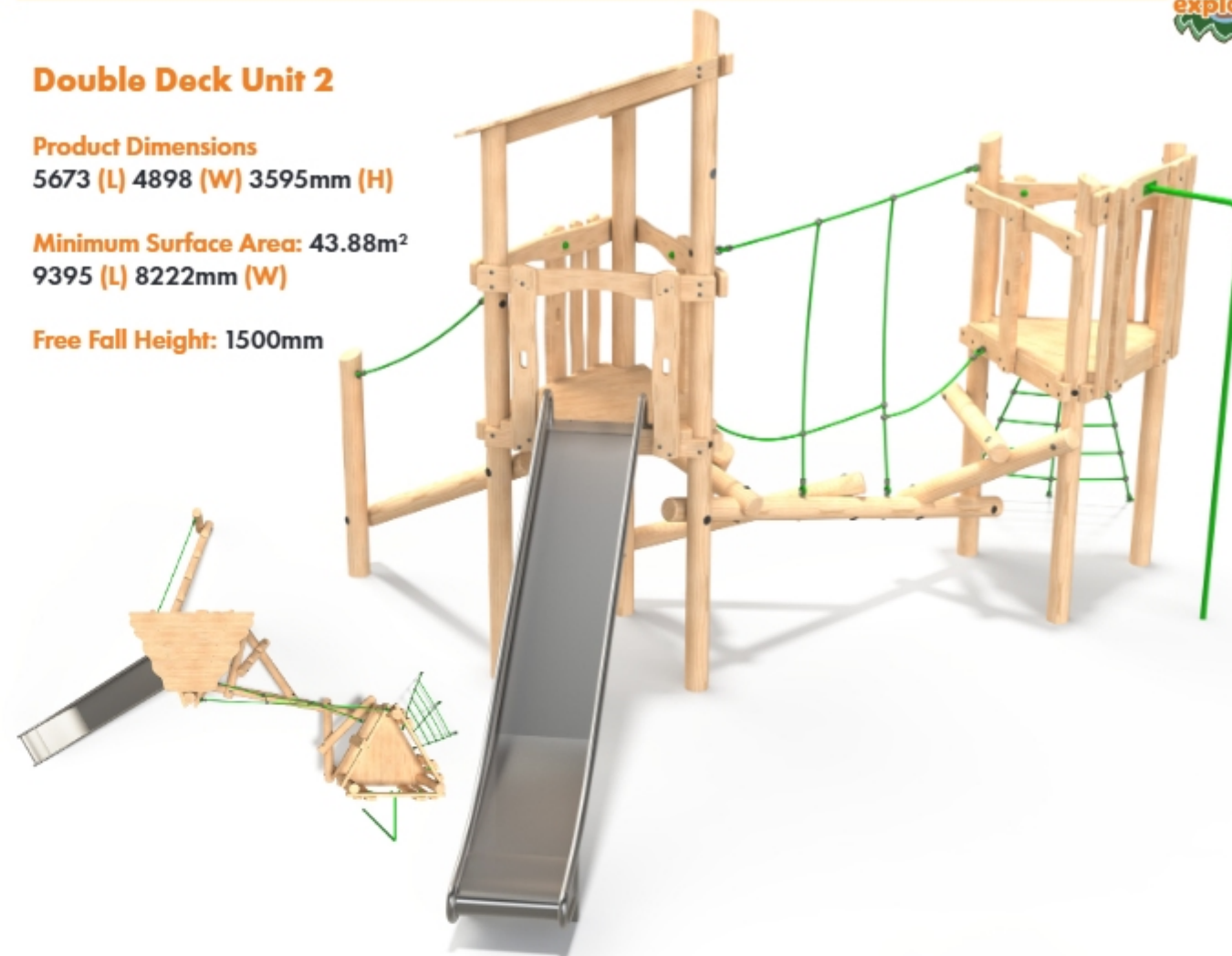


## Double Deck Unit 2

**Product Dimensions**  
5673 (L) 4898 (W) 3595mm (H)

**Minimum Surface Area:** 43.88m<sup>2</sup>  
9395 (L) 8222mm (W)

**Free Fall Height:** 1500mm



## Double Deck Unit 3

**Product Dimensions**  
4565 (L) 4821 (W) 2995mm (H)

**Minimum Surface Area:** 39.01m<sup>2</sup>  
8231 (L) 8035mm (W)

**Free Fall Height:** 900mm






## Extended Double Deck Unit 4

**Product Dimensions**  
9431 (L) 11577 (W) 3595mm (H)

**Minimum Surface Area:** 90.06m<sup>2</sup>  
13034 (L) 14852mm (W)

**Free Fall Height:** 1500mm

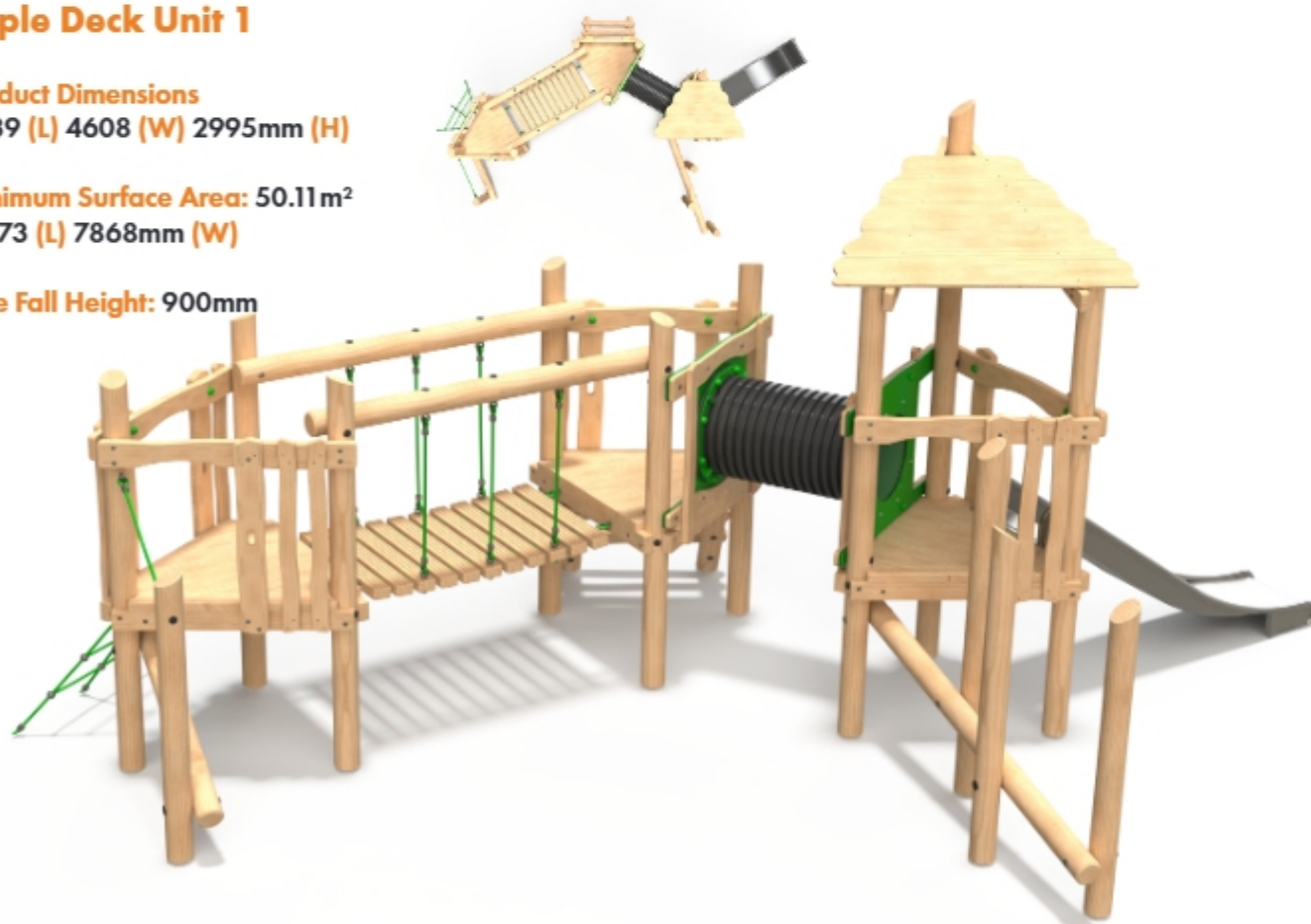


## Triple Deck Unit 1

**Product Dimensions**  
6539 (L) 4608 (W) 2995mm (H)

**Minimum Surface Area:** 50.11m<sup>2</sup>  
10173 (L) 7868mm (W)

**Free Fall Height:** 900mm



## Triple Deck Unit 2

**Product Dimensions**  
5675 (L) 7327 (W) 3595mm (H)

**Minimum Surface Area:** 64.09m<sup>2</sup>  
9395 (L) 10734mm (W)

**Free Fall Height:** 1500mm

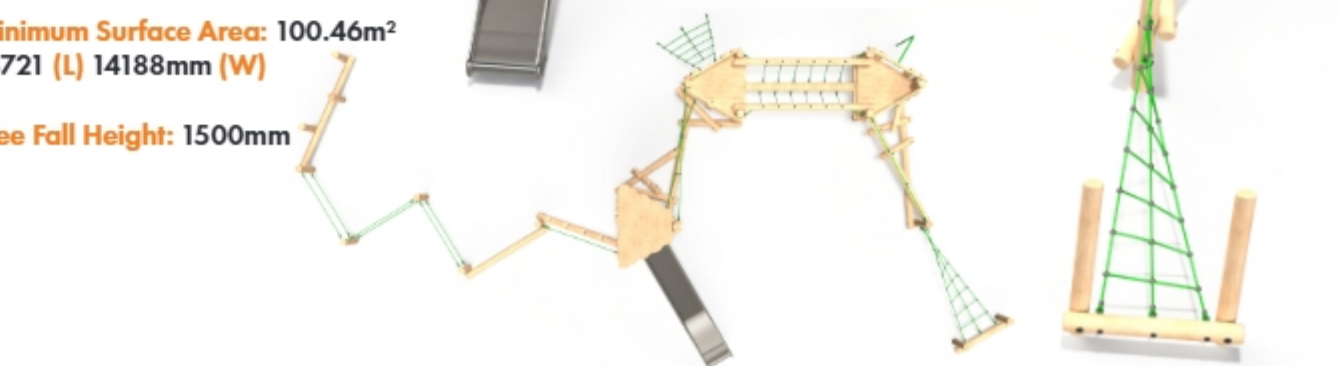


## Extended Triple Deck Unit 3

**Product Dimensions**  
10283 (L) 10577 (W) 3595mm (H)

**Minimum Surface Area:** 100.46m<sup>2</sup>  
13721 (L) 14188mm (W)

**Free Fall Height:** 1500mm







Established for over 50 years, A E Evans are the UK's market leader in the design and manufacture of timber based play equipment for supply directly to the trade. All products are designed and produced in the UK from sustainably sourced timber and EvaRound timbers can be FSC® certified (FSC® C102594) on request.

The ability to offer unrivalled value for money whilst still ensuring exceptional quality and longevity is key to A E Evans. The Explorers range accommodates all ages, budgets and play scheme sizes. Our uncompromising approach to safety during the design and manufacturing process

is paramount. With this in mind all the products in the Explorers range are designed to meet the requirements of BS EN 1176.

In order to ensure the highest level of accuracy, all units are produced on our custom made, state of the art, 6 Axis CNC machine. This technology allows us to offer unparalleled accuracy in the field of play timber production.



Tel: 01978 710445

Email: [sales@aeevens.co.uk](mailto:sales@aeevens.co.uk)

[www.aeevens.co.uk](http://www.aeevens.co.uk)

A E Evans Ltd, Lightwood Green, Overton-on-Dee, Wrexham, LL13 0HU